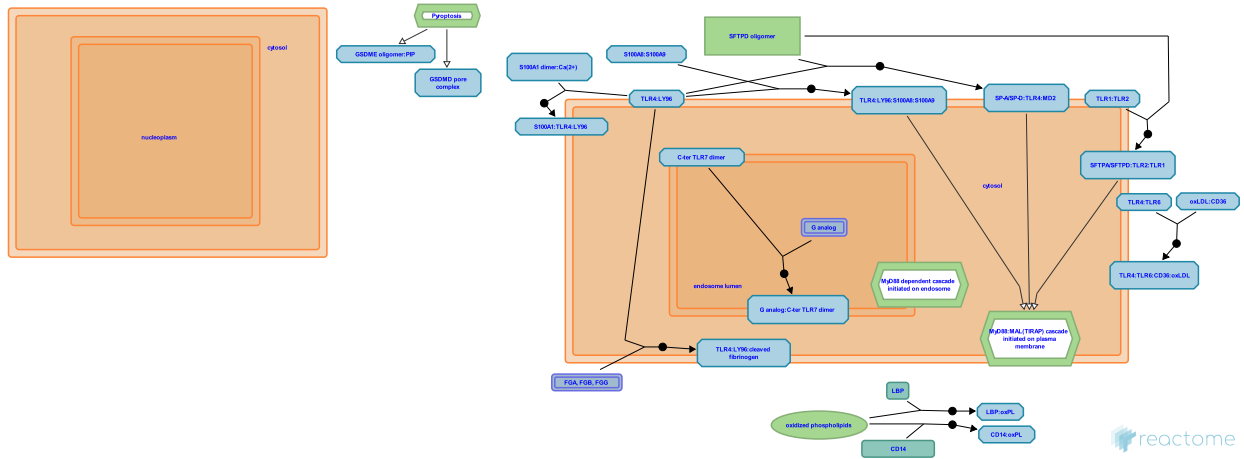


Regulation of TLR by endogenous ligand



European Bioinformatics Institute, New York University Langone Medical Center, Ontario Institute for Cancer Research, Oregon Health and Science University.

The contents of this document may be freely copied and distributed in any media, provided the authors, plus the institutions, are credited, as stated under the terms of [Creative Commons Attribution 4.0 International \(CC BY 4.0\) License](https://creativecommons.org/licenses/by/4.0/). For more information see our [license](https://reactome.org/licenses/).

This is just an excerpt of a full-length report for this pathway. To access the complete report, please download it at the [Reactome Textbook](https://reactome.org/textbook/).

05/05/2024

Introduction

Reactome is open-source, open access, manually curated and peer-reviewed pathway database. Pathway annotations are authored by expert biologists, in collaboration with Reactome editorial staff and cross-referenced to many bioinformatics databases. A system of evidence tracking ensures that all assertions are backed up by the primary literature. Reactome is used by clinicians, geneticists, genomics researchers, and molecular biologists to interpret the results of high-throughput experimental studies, by bioinformaticians seeking to develop novel algorithms for mining knowledge from genomic studies, and by systems biologists building predictive models of normal and disease variant pathways.

The development of Reactome is supported by grants from the US National Institutes of Health (P41 HG003751), University of Toronto (CFREF Medicine by Design), European Union (EU STRP, EMI-CD), and the European Molecular Biology Laboratory (EBI Industry program).

Literature references

- Fabregat, A., Sidiropoulos, K., Viteri, G., Forner, O., Marin-Garcia, P., Arnau, V. et al. (2017). Reactome pathway analysis: a high-performance in-memory approach. *BMC bioinformatics*, 18, 142. [↗](#)
- Sidiropoulos, K., Viteri, G., Sevilla, C., Jupe, S., Webber, M., Orlic-Milacic, M. et al. (2017). Reactome enhanced pathway visualization. *Bioinformatics*, 33, 3461-3467. [↗](#)
- Fabregat, A., Jupe, S., Matthews, L., Sidiropoulos, K., Gillespie, M., Garapati, P. et al. (2018). The Reactome Pathway Knowledgebase. *Nucleic Acids Res*, 46, D649-D655. [↗](#)
- Fabregat, A., Korninger, F., Viteri, G., Sidiropoulos, K., Marin-Garcia, P., Ping, P. et al. (2018). Reactome graph database: Efficient access to complex pathway data. *PLoS computational biology*, 14, e1005968. [↗](#)

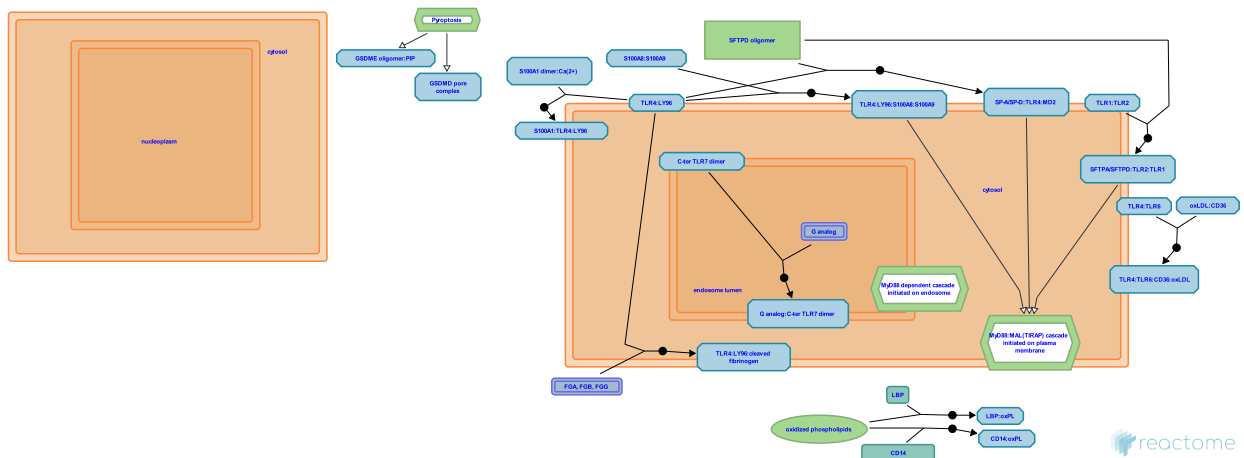
Reactome database release: 88

This document contains 1 pathway and 9 reactions ([see Table of Contents](#))

Regulation of TLR by endogenous ligand ↗

Stable identifier: R-SSC-5686938

Inferred from: Regulation of TLR by endogenous ligand (Homo sapiens)



This event has been computationally inferred from an event that has been demonstrated in another species.

The inference is based on the homology mapping from PANTHER. Briefly, reactions for which all involved PhysicalEntities (in input, output and catalyst) have a mapped orthologue/paralogue (for complexes at least 75% of components must have a mapping) are inferred to the other species. High level events are also inferred for these events to allow for easier navigation.

[More details and caveats of the event inference in Reactome.](https://www.reactome.org) For details on PANTHER see also: <http://www.pantherdb.org/about.jsp>

SFTPA/SFTPD binds TLR4:LY96 ↗

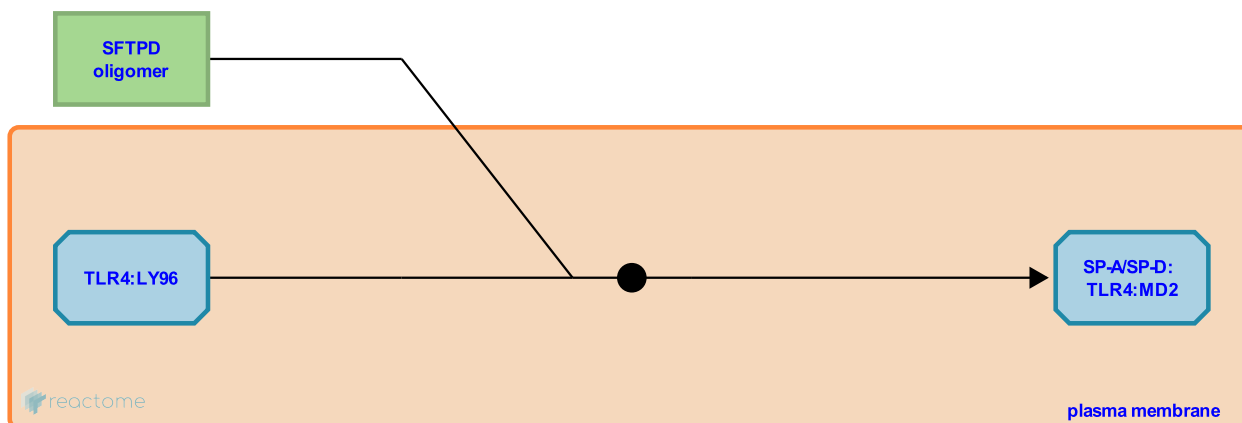
Location: [Regulation of TLR by endogenous ligand](#)

Stable identifier: R-SSC-5432852

Type: binding

Compartments: plasma membrane, extracellular region

Inferred from: [SFTPA/SFTPD binds TLR4:LY96 \(Homo sapiens\)](#)



This event has been computationally inferred from an event that has been demonstrated in another species.

The inference is based on the homology mapping from PANTHER. Briefly, reactions for which all involved PhysicalEntities (in input, output and catalyst) have a mapped orthologue/paralogue (for complexes at least 75% of components must have a mapping) are inferred to the other species. High level events are also inferred for these events to allow for easier navigation.

[More details and caveats of the event inference in Reactome.](#) For details on PANTHER see also: <http://www.pantherdb.org/about.jsp>

SFTPA/SFTPD binds TLR2:TLR1 ↗

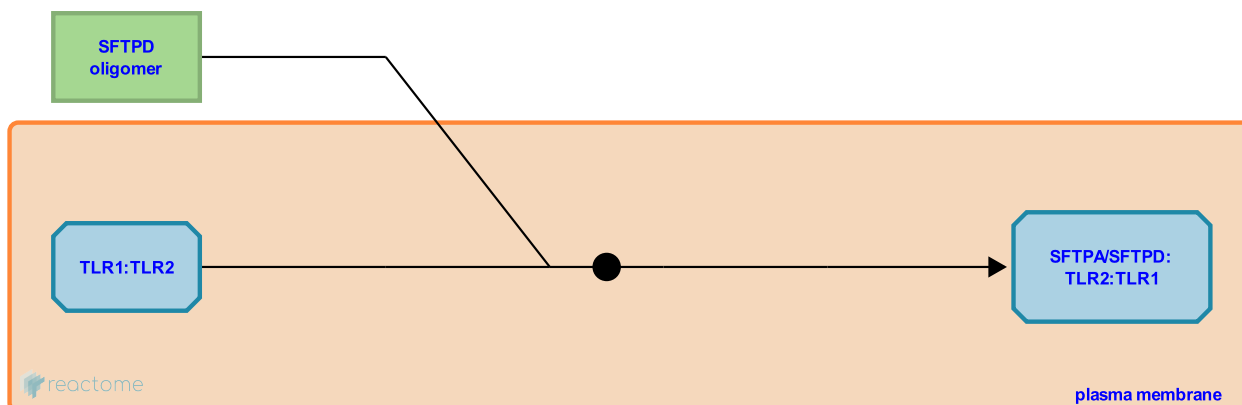
Location: [Regulation of TLR by endogenous ligand](#)

Stable identifier: R-SSC-5432814

Type: binding

Compartments: plasma membrane, extracellular region

Inferred from: [SFTPA/SFTPD binds TLR2:TLR1 \(Homo sapiens\)](#)



This event has been computationally inferred from an event that has been demonstrated in another species.

The inference is based on the homology mapping from PANTHER. Briefly, reactions for which all involved PhysicalEntities (in input, output and catalyst) have a mapped orthologue/paralogue (for complexes at least 75% of components must have a mapping) are inferred to the other species. High level events are also inferred for these events to allow for easier navigation.

[More details and caveats of the event inference in Reactome.](#) For details on PANTHER see also: <http://www.pantherdb.org/about.jsp>

S100A8:S100A9 binds TLR4:LY96 ↗

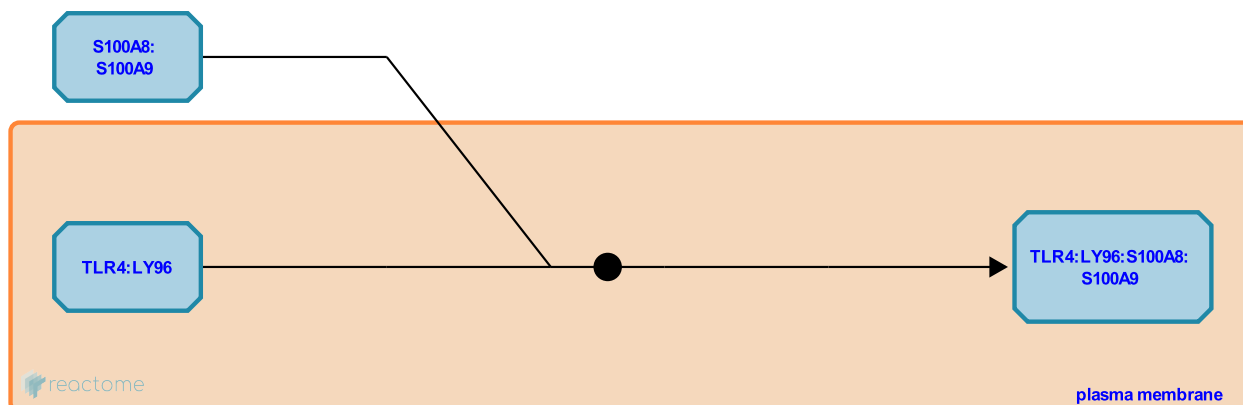
Location: [Regulation of TLR by endogenous ligand](#)

Stable identifier: R-SSC-5432849

Type: binding

Compartments: plasma membrane, extracellular region

Inferred from: [S100A8:S100A9 binds TLR4:LY96 \(Homo sapiens\)](#)



This event has been computationally inferred from an event that has been demonstrated in another species.

The inference is based on the homology mapping from PANTHER. Briefly, reactions for which all involved PhysicalEntities (in input, output and catalyst) have a mapped orthologue/paralogue (for complexes at least 75% of components must have a mapping) are inferred to the other species. High level events are also inferred for these events to allow for easier navigation.

[More details and caveats of the event inference in Reactome.](#) For details on PANTHER see also: <http://www.pantherdb.org/about.jsp>

S100A1 binds TLR4:LY96 ↗

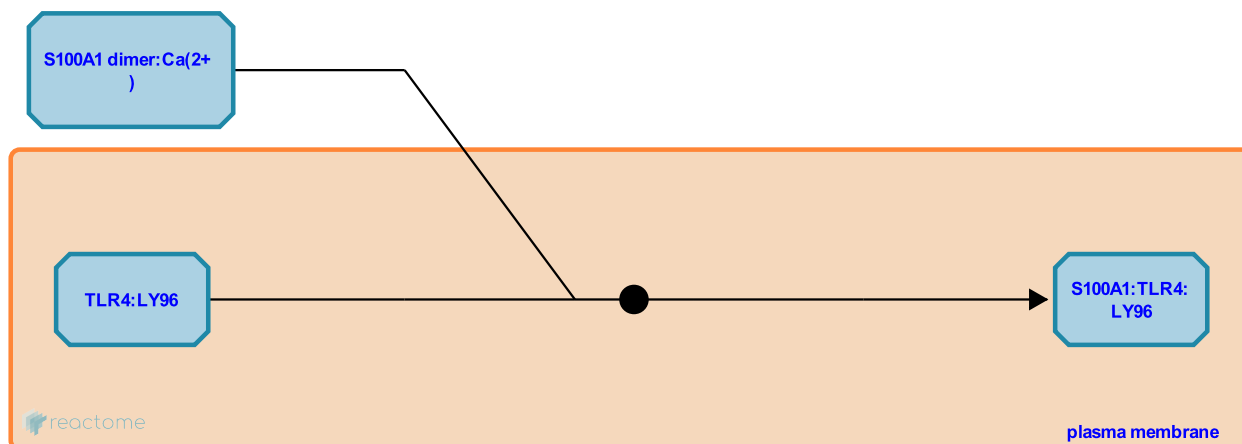
Location: [Regulation of TLR by endogenous ligand](#)

Stable identifier: R-SSC-6805943

Type: binding

Compartments: plasma membrane, extracellular region

Inferred from: [S100A1 binds TLR4:LY96 \(Homo sapiens\)](#)



This event has been computationally inferred from an event that has been demonstrated in another species.

The inference is based on the homology mapping from PANTHER. Briefly, reactions for which all involved PhysicalEntities (in input, output and catalyst) have a mapped orthologue/paralogue (for complexes at least 75% of components must have a mapping) are inferred to the other species. High level events are also inferred for these events to allow for easier navigation.

[More details and caveats of the event inference in Reactome.](#) For details on PANTHER see also: <http://www.pantherdb.org/about.jsp>

oxPL binds CD14 ↗

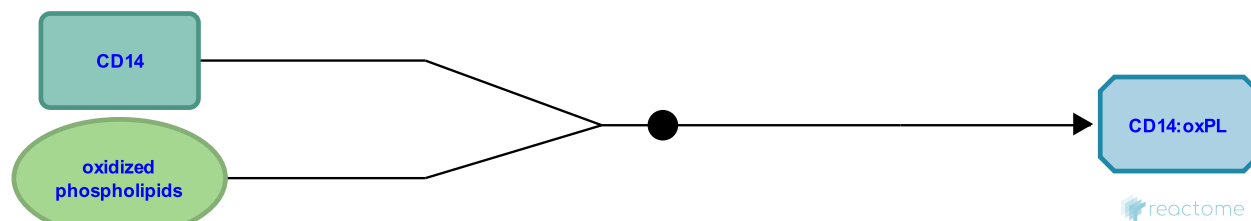
Location: [Regulation of TLR by endogenous ligand](#)

Stable identifier: R-SSC-8869694

Type: binding

Compartments: extracellular region

Inferred from: [oxPL binds CD14 \(Homo sapiens\)](#)



This event has been computationally inferred from an event that has been demonstrated in another species.

The inference is based on the homology mapping from PANTHER. Briefly, reactions for which all involved PhysicalEntities (in input, output and catalyst) have a mapped orthologue/paralogue (for complexes at least 75% of components must have a mapping) are inferred to the other species. High level events are also inferred for these events to allow for easier navigation.

[More details and caveats of the event inference in Reactome.](#) For details on PANTHER see also: <http://www.pantherdb.org/about.jsp>

oxPL binds LBP ↗

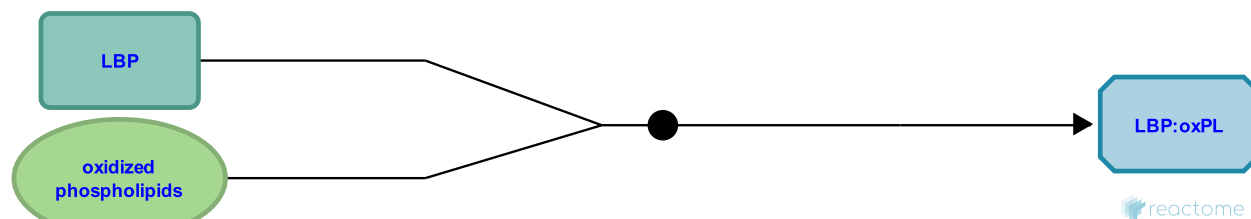
Location: [Regulation of TLR by endogenous ligand](#)

Stable identifier: R-SSC-8869683

Type: binding

Compartments: extracellular region

Inferred from: [oxPL binds LBP \(Homo sapiens\)](#)



This event has been computationally inferred from an event that has been demonstrated in another species.

The inference is based on the homology mapping from PANTHER. Briefly, reactions for which all involved PhysicalEntities (in input, output and catalyst) have a mapped orthologue/paralogue (for complexes at least 75% of components must have a mapping) are inferred to the other species. High level events are also inferred for these events to allow for easier navigation.

[More details and caveats of the event inference in Reactome.](#) For details on PANTHER see also: <http://www.pantherdb.org/about.jsp>

oxLDL:CD36 binds TLR4:TLR6 ↗

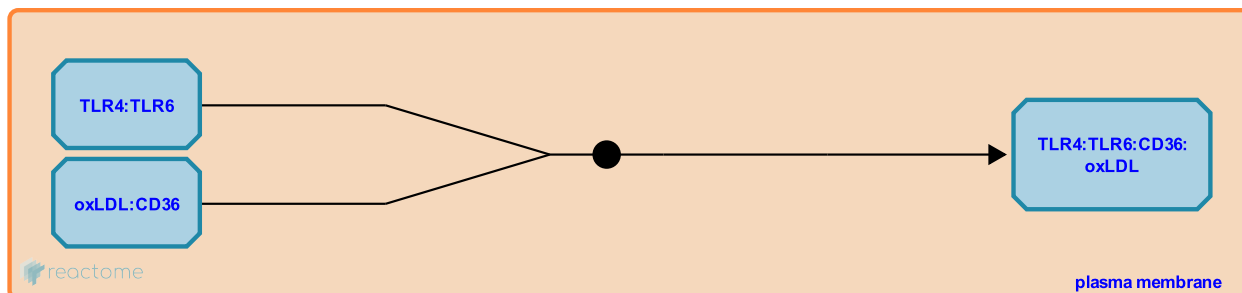
Location: Regulation of TLR by endogenous ligand

Stable identifier: R-SSC-8869667

Type: binding

Compartments: plasma membrane

Inferred from: oxLDL:CD36 binds TLR4:TLR6 (Homo sapiens)



This event has been computationally inferred from an event that has been demonstrated in another species.

The inference is based on the homology mapping from PANTHER. Briefly, reactions for which all involved PhysicalEntities (in input, output and catalyst) have a mapped orthologue/paralogue (for complexes at least 75% of components must have a mapping) are inferred to the other species. High level events are also inferred for these events to allow for easier navigation.

[More details and caveats of the event inference in Reactome.](http://www.pantherdb.org/about.jsp) For details on PANTHER see also: <http://www.pantherdb.org/about.jsp>

Cleaved fibrinogen products bind TLR4:LY96 ↗

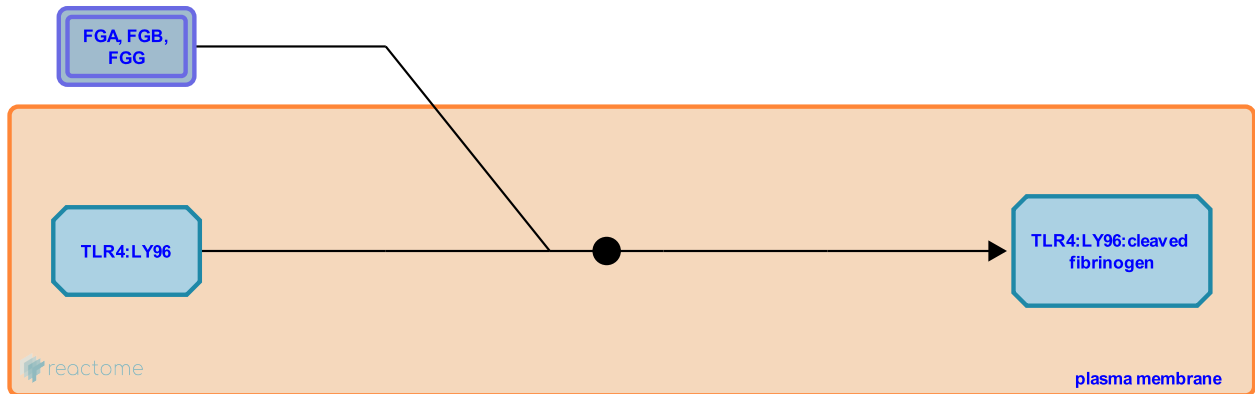
Location: [Regulation of TLR by endogenous ligand](#)

Stable identifier: R-SSC-8870678

Type: binding

Compartments: plasma membrane

Inferred from: [Cleaved fibrinogen products bind TLR4:LY96 \(Homo sapiens\)](#)



This event has been computationally inferred from an event that has been demonstrated in another species.

The inference is based on the homology mapping from PANTHER. Briefly, reactions for which all involved PhysicalEntities (in input, output and catalyst) have a mapped orthologue/paralogue (for complexes at least 75% of components must have a mapping) are inferred to the other species. High level events are also inferred for these events to allow for easier navigation.

[More details and caveats of the event inference in Reactome.](#) For details on PANTHER see also: <http://www.pantherdb.org/about.jsp>

G or G analog binds C-ter TLR7 dimer ↗

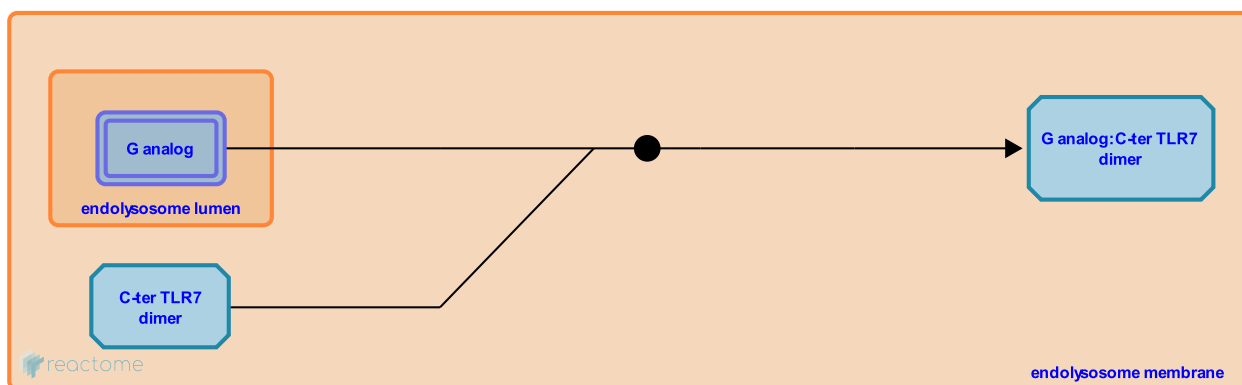
Location: [Regulation of TLR by endogenous ligand](#)

Stable identifier: R-SSC-9824732

Type: binding

Compartments: endolysosome membrane, endolysosome lumen

Inferred from: [G or G analog binds C-ter TLR7 dimer \(Homo sapiens\)](#)



This event has been computationally inferred from an event that has been demonstrated in another species.

The inference is based on the homology mapping from PANTHER. Briefly, reactions for which all involved PhysicalEntities (in input, output and catalyst) have a mapped orthologue/paralogue (for complexes at least 75% of components must have a mapping) are inferred to the other species. High level events are also inferred for these events to allow for easier navigation.

[More details and caveats of the event inference in Reactome.](#) For details on PANTHER see also: <http://www.pantherdb.org/about.jsp>

Table of Contents

| | |
|--|----|
| Introduction | 1 |
| ☒ Regulation of TLR by endogenous ligand | 2 |
| ↳ SFTPA/SFTPD binds TLR4:LY96 | 3 |
| ↳ SFTPA/SFTPD binds TLR2:TLR1 | 4 |
| ↳ S100A8:S100A9 binds TLR4:LY96 | 5 |
| ↳ S100A1 binds TLR4:LY96 | 6 |
| ↳ oxPL binds CD14 | 7 |
| ↳ oxPL binds LBP | 8 |
| ↳ oxLDL:CD36 binds TLR4:TLR6 | 9 |
| ↳ Cleaved fibrinogen products bind TLR4:LY96 | 10 |
| ↳ G or G analog binds C-ter TLR7 dimer | 11 |
| Table of Contents | 12 |