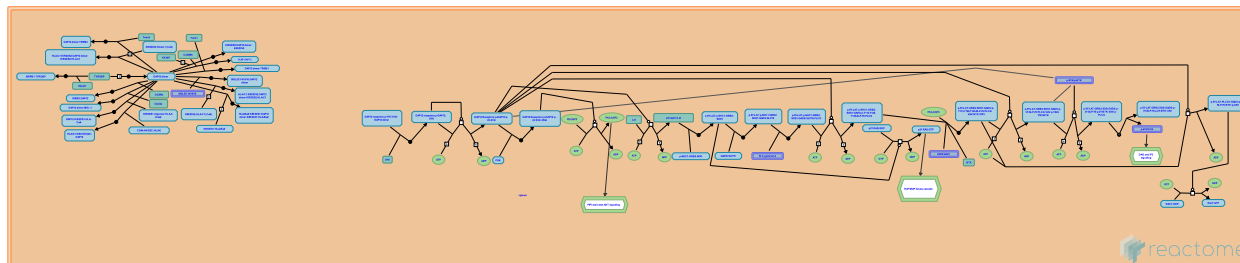


DAP12 interactions



European Bioinformatics Institute, New York University Langone Medical Center, Ontario Institute for Cancer Research, Oregon Health and Science University.

The contents of this document may be freely copied and distributed in any media, provided the authors, plus the institutions, are credited, as stated under the terms of [Creative Commons Attribution 4.0 International \(CC BY 4.0\) License](https://creativecommons.org/licenses/by/4.0/). For more information see our [license](https://reactome.org/licenses).

This is just an excerpt of a full-length report for this pathway. To access the complete report, please download it at the [Reactome Textbook](https://reactome.org/textbook).

03/05/2024

Introduction

Reactome is open-source, open access, manually curated and peer-reviewed pathway database. Pathway annotations are authored by expert biologists, in collaboration with Reactome editorial staff and cross-referenced to many bioinformatics databases. A system of evidence tracking ensures that all assertions are backed up by the primary literature. Reactome is used by clinicians, geneticists, genomics researchers, and molecular biologists to interpret the results of high-throughput experimental studies, by bioinformaticians seeking to develop novel algorithms for mining knowledge from genomic studies, and by systems biologists building predictive models of normal and disease variant pathways.

The development of Reactome is supported by grants from the US National Institutes of Health (P41 HG003751), University of Toronto (CFREF Medicine by Design), European Union (EU STRP, EMI-CD), and the European Molecular Biology Laboratory (EBI Industry program).

Literature references

- Fabregat, A., Sidiropoulos, K., Viteri, G., Forner, O., Marin-Garcia, P., Arnau, V. et al. (2017). Reactome pathway analysis: a high-performance in-memory approach. *BMC bioinformatics*, 18, 142. [↗](#)
- Sidiropoulos, K., Viteri, G., Sevilla, C., Jupe, S., Webber, M., Orlic-Milacic, M. et al. (2017). Reactome enhanced pathway visualization. *Bioinformatics*, 33, 3461-3467. [↗](#)
- Fabregat, A., Jupe, S., Matthews, L., Sidiropoulos, K., Gillespie, M., Garapati, P. et al. (2018). The Reactome Pathway Knowledgebase. *Nucleic Acids Res*, 46, D649-D655. [↗](#)
- Fabregat, A., Korninger, F., Viteri, G., Sidiropoulos, K., Marin-Garcia, P., Ping, P. et al. (2018). Reactome graph database: Efficient access to complex pathway data. *PLoS computational biology*, 14, e1005968. [↗](#)

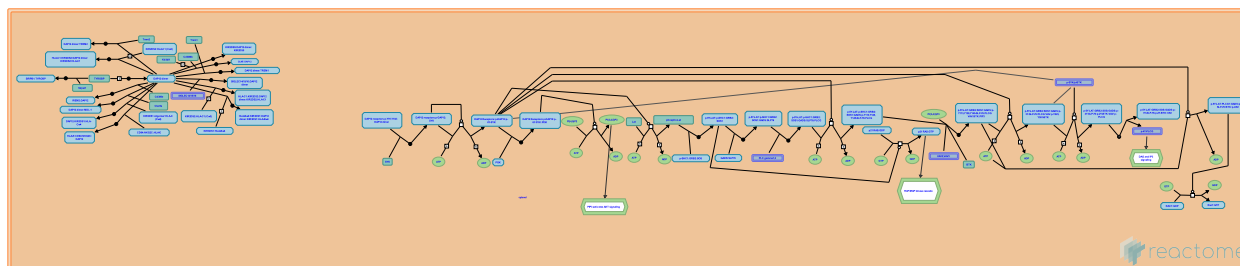
Reactome database release: 88

This document contains 2 pathways and 14 reactions ([see Table of Contents](#))

DAP12 interactions ↗

Stable identifier: R-RNO-2172127

Inferred from: [DAP12 interactions \(Homo sapiens\)](#)



This event has been computationally inferred from an event that has been demonstrated in another species.

The inference is based on the homology mapping from PANTHER. Briefly, reactions for which all involved PhysicalEntities (in input, output and catalyst) have a mapped orthologue/paralogue (for complexes at least 75% of components must have a mapping) are inferred to the other species. High level events are also inferred for these events to allow for easier navigation.

[More details and caveats of the event inference in Reactome.](#) For details on PANTHER see also: <http://www.pantherdb.org/about.jsp>

Dimerization of DAP12 ↗

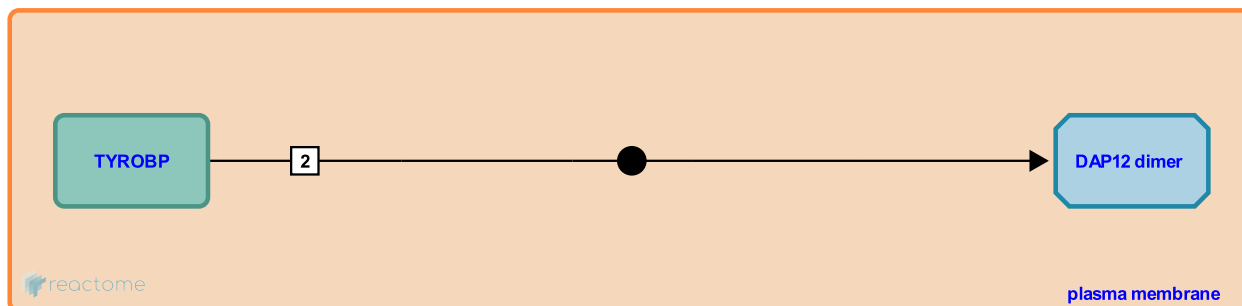
Location: [DAP12 interactions](#)

Stable identifier: R-RNO-2130151

Type: binding

Compartments: plasma membrane

Inferred from: [Dimerization of DAP12 \(Homo sapiens\)](#)



This event has been computationally inferred from an event that has been demonstrated in another species.

The inference is based on the homology mapping from PANTHER. Briefly, reactions for which all involved PhysicalEntities (in input, output and catalyst) have a mapped orthologue/paralogue (for complexes at least 75% of components must have a mapping) are inferred to the other species. High level events are also inferred for these events to allow for easier navigation.

[More details and caveats of the event inference in Reactome.](#) For details on PANTHER see also: <http://www.pantherdb.org/about.jsp>

Followed by: [Interaction of DAP12 and TREM1](#), [Interaction of DAP12 and KIR2DS4](#), [Interaction of DAP12 and KIR2DS2](#), [Interaction of DAP12 and KIR2DS5](#), [Interaction of DAP12 and CLM7](#), [Interaction of SIGLEC14/15/16 and DAP12](#), [Interaction of DAP12 and KIR2DS1](#), [Interaction of DAP12 and IREM2](#), [Interaction of DAP12 and MDL-1](#), [Interaction of DAP12 and KIR3DS1](#), [SIRP beta binds TYROBP](#), [Interaction of DAP12 and TREM2](#), [DAP12 interacts with NKG2C](#)

Interaction of DAP12 and KIR2DS1 ↗

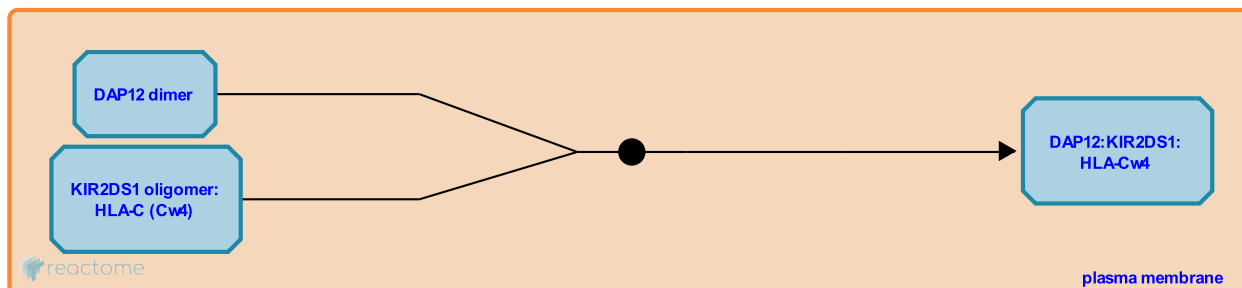
Location: [DAP12 interactions](#)

Stable identifier: R-RNO-2272795

Type: binding

Compartments: plasma membrane

Inferred from: [Interaction of DAP12 and KIR2DS1 \(Homo sapiens\)](#)



This event has been computationally inferred from an event that has been demonstrated in another species.

The inference is based on the homology mapping from PANTHER. Briefly, reactions for which all involved PhysicalEntities (in input, output and catalyst) have a mapped orthologue/paralogue (for complexes at least 75% of components must have a mapping) are inferred to the other species. High level events are also inferred for these events to allow for easier navigation.

[More details and caveats of the event inference in Reactome.](#) For details on PANTHER see also: <http://www.pantherdb.org/about.jsp>

Preceded by: [Dimerization of DAP12](#)

Interaction of DAP12 and KIR2DS2 ↗

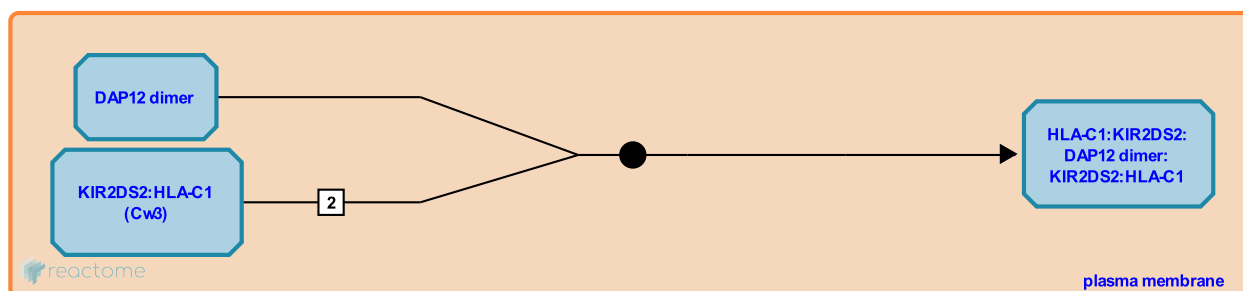
Location: [DAP12 interactions](#)

Stable identifier: R-RNO-210309

Type: binding

Compartments: plasma membrane

Inferred from: [Interaction of DAP12 and KIR2DS2 \(Homo sapiens\)](#)



This event has been computationally inferred from an event that has been demonstrated in another species.

The inference is based on the homology mapping from PANTHER. Briefly, reactions for which all involved PhysicalEntities (in input, output and catalyst) have a mapped orthologue/paralogue (for complexes at least 75% of components must have a mapping) are inferred to the other species. High level events are also inferred for these events to allow for easier navigation.

[More details and caveats of the event inference in Reactome.](#) For details on PANTHER see also: <http://www.pantherdb.org/about.jsp>

Preceded by: [Dimerization of DAP12](#)

Interaction of DAP12 and KIR2DS4 ↗

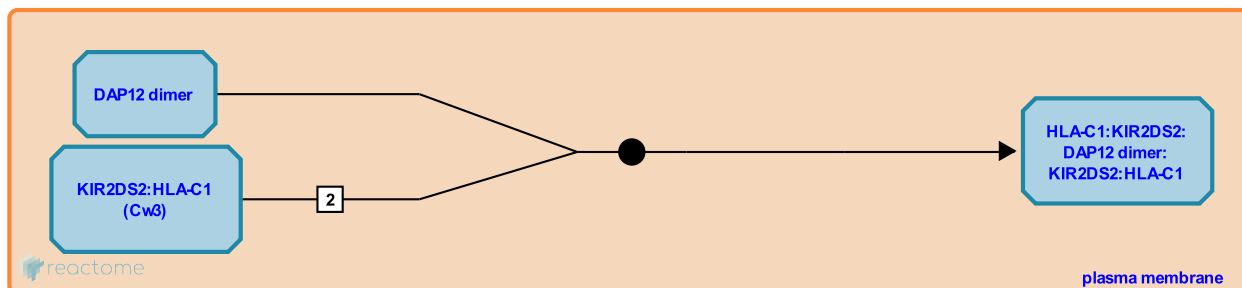
Location: [DAP12 interactions](#)

Stable identifier: R-RNO-2272753

Type: binding

Compartments: plasma membrane

Inferred from: [Interaction of DAP12 and KIR2DS4 \(Homo sapiens\)](#)



This event has been computationally inferred from an event that has been demonstrated in another species.

The inference is based on the homology mapping from PANTHER. Briefly, reactions for which all involved PhysicalEntities (in input, output and catalyst) have a mapped orthologue/paralogue (for complexes at least 75% of components must have a mapping) are inferred to the other species. High level events are also inferred for these events to allow for easier navigation.

[More details and caveats of the event inference in Reactome.](#) For details on PANTHER see also: <http://www.pantherdb.org/about.jsp>

Preceded by: [Dimerization of DAP12](#)

Interaction of DAP12 and KIR2DS5 ↗

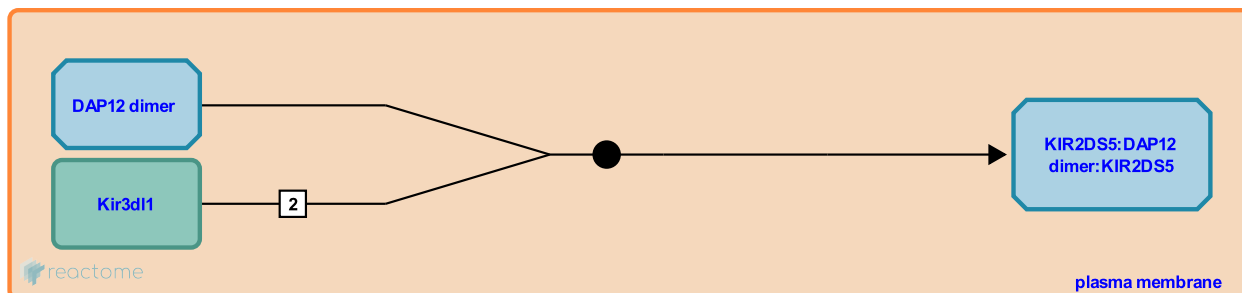
Location: [DAP12 interactions](#)

Stable identifier: R-RNO-2272668

Type: binding

Compartments: plasma membrane

Inferred from: [Interaction of DAP12 and KIR2DS5 \(Homo sapiens\)](#)



This event has been computationally inferred from an event that has been demonstrated in another species.

The inference is based on the homology mapping from PANTHER. Briefly, reactions for which all involved PhysicalEntities (in input, output and catalyst) have a mapped orthologue/paralogue (for complexes at least 75% of components must have a mapping) are inferred to the other species. High level events are also inferred for these events to allow for easier navigation.

[More details and caveats of the event inference in Reactome.](#) For details on PANTHER see also: <http://www.pantherdb.org/about.jsp>

Preceded by: [Dimerization of DAP12](#)

Interaction of DAP12 and KIR3DS1 ↗

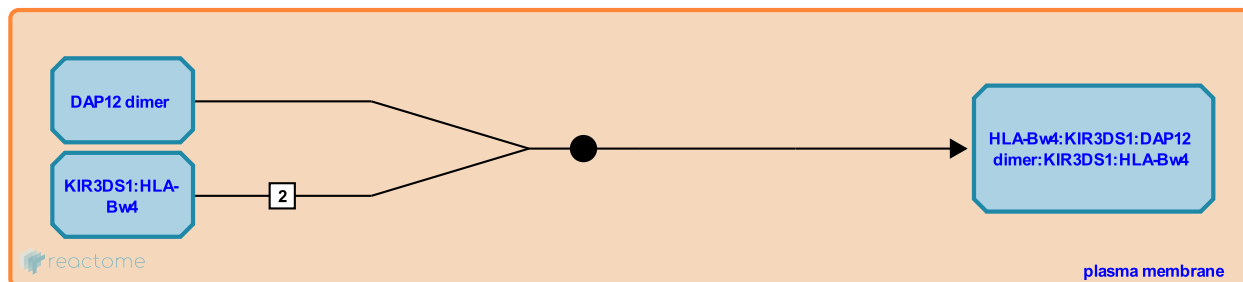
Location: [DAP12 interactions](#)

Stable identifier: R-RNO-210298

Type: binding

Compartments: plasma membrane

Inferred from: [Interaction of DAP12 and KIR3DS1 \(Homo sapiens\)](#)



This event has been computationally inferred from an event that has been demonstrated in another species.

The inference is based on the homology mapping from PANTHER. Briefly, reactions for which all involved PhysicalEntities (in input, output and catalyst) have a mapped orthologue/paralogue (for complexes at least 75% of components must have a mapping) are inferred to the other species. High level events are also inferred for these events to allow for easier navigation.

[More details and caveats of the event inference in Reactome.](#) For details on PANTHER see also: <http://www.pantherdb.org/about.jsp>

Preceded by: [Dimerization of DAP12](#)

Interaction of DAP12 and MDL-1 ↗

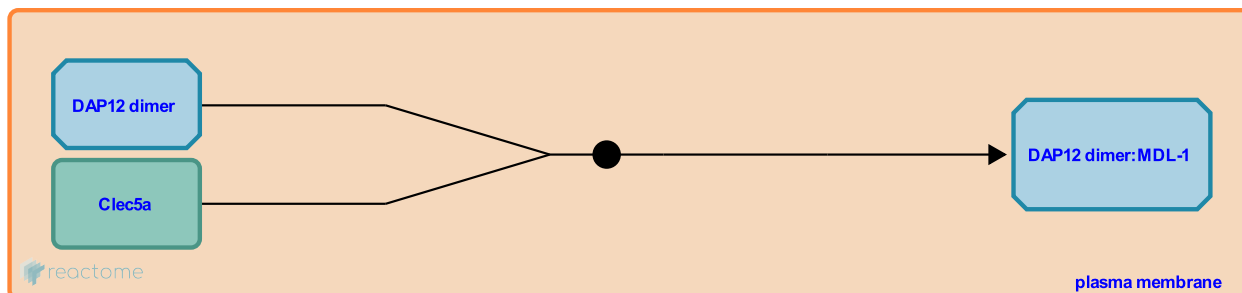
Location: [DAP12 interactions](#)

Stable identifier: R-RNO-210271

Type: binding

Compartments: plasma membrane

Inferred from: [Interaction of DAP12 and MDL-1 \(Homo sapiens\)](#)



This event has been computationally inferred from an event that has been demonstrated in another species.

The inference is based on the homology mapping from PANTHER. Briefly, reactions for which all involved PhysicalEntities (in input, output and catalyst) have a mapped orthologue/paralogue (for complexes at least 75% of components must have a mapping) are inferred to the other species. High level events are also inferred for these events to allow for easier navigation.

[More details and caveats of the event inference in Reactome.](#) For details on PANTHER see also: <http://www.pantherdb.org/about.jsp>

Preceded by: [Dimerization of DAP12](#)

DAP12 interacts with NKG2C ↗

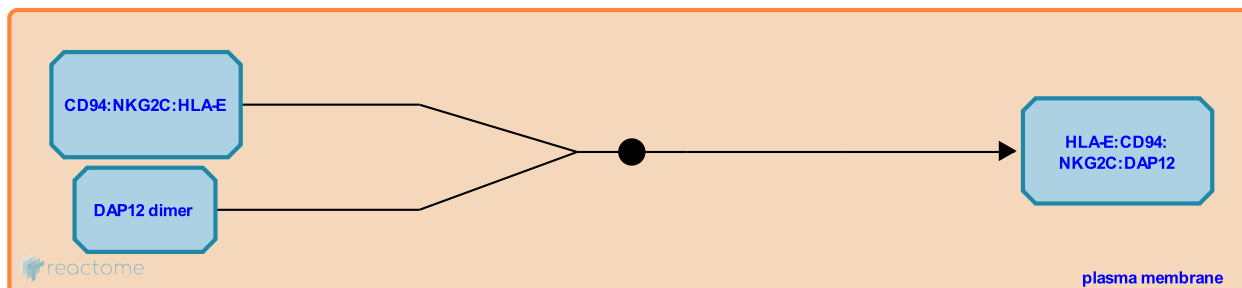
Location: [DAP12 interactions](#)

Stable identifier: R-RNO-2172126

Type: binding

Compartments: plasma membrane

Inferred from: [DAP12 interacts with NKG2C \(Homo sapiens\)](#)



This event has been computationally inferred from an event that has been demonstrated in another species.

The inference is based on the homology mapping from PANTHER. Briefly, reactions for which all involved PhysicalEntities (in input, output and catalyst) have a mapped orthologue/paralogue (for complexes at least 75% of components must have a mapping) are inferred to the other species. High level events are also inferred for these events to allow for easier navigation.

[More details and caveats of the event inference in Reactome.](#) For details on PANTHER see also: <http://www.pantherdb.org/about.jsp>

Preceded by: [Dimerization of DAP12](#)

SIRP beta binds TYROBP ↗

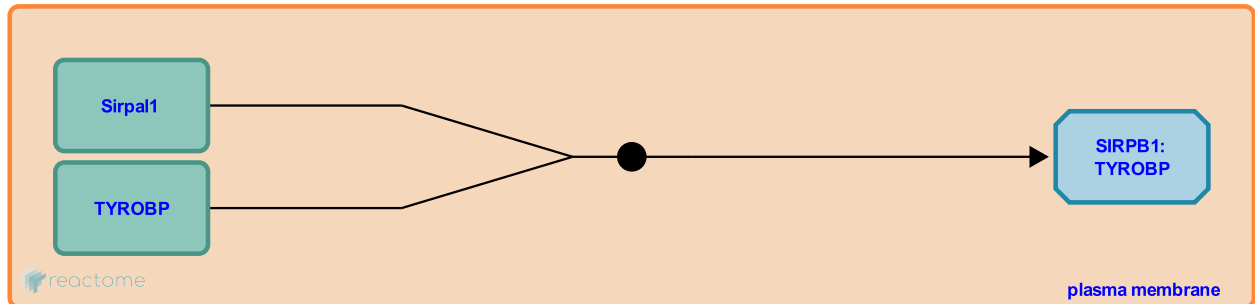
Location: [DAPI2 interactions](#)

Stable identifier: R-RNO-210274

Type: binding

Compartments: plasma membrane

Inferred from: [SIRP beta binds TYROBP \(Homo sapiens\)](#)



This event has been computationally inferred from an event that has been demonstrated in another species.

The inference is based on the homology mapping from PANTHER. Briefly, reactions for which all involved PhysicalEntities (in input, output and catalyst) have a mapped orthologue/paralogue (for complexes at least 75% of components must have a mapping) are inferred to the other species. High level events are also inferred for these events to allow for easier navigation.

[More details and caveats of the event inference in Reactome.](#) For details on PANTHER see also: <http://www.pantherdb.org/about.jsp>

Preceded by: [Dimerization of DAPI2](#)

Interaction of DAP12 and TREM1 ↗

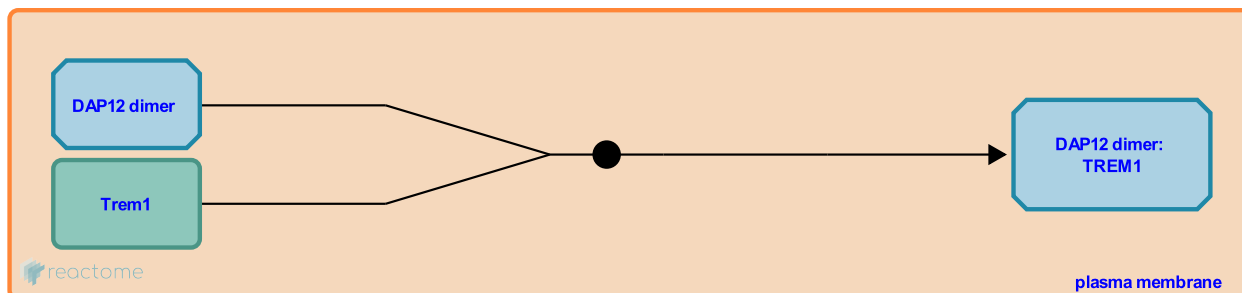
Location: [DAP12 interactions](#)

Stable identifier: R-RNO-210292

Type: binding

Compartments: plasma membrane

Inferred from: [Interaction of DAP12 and TREM1 \(Homo sapiens\)](#)



This event has been computationally inferred from an event that has been demonstrated in another species.

The inference is based on the homology mapping from PANTHER. Briefly, reactions for which all involved PhysicalEntities (in input, output and catalyst) have a mapped orthologue/paralogue (for complexes at least 75% of components must have a mapping) are inferred to the other species. High level events are also inferred for these events to allow for easier navigation.

[More details and caveats of the event inference in Reactome.](#) For details on PANTHER see also: <http://www.pantherdb.org/about.jsp>

Preceded by: [Dimerization of DAP12](#)

Interaction of DAP12 and TREM2 ↗

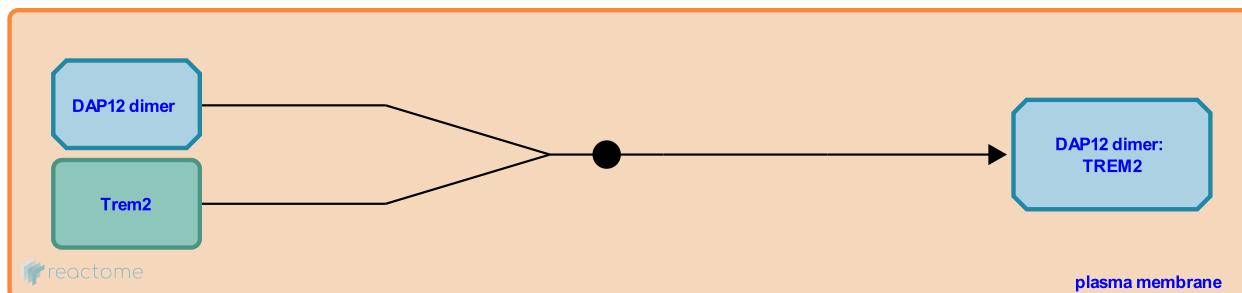
Location: [DAP12 interactions](#)

Stable identifier: R-RNO-210300

Type: binding

Compartments: plasma membrane

Inferred from: [Interaction of DAP12 and TREM2 \(Homo sapiens\)](#)



This event has been computationally inferred from an event that has been demonstrated in another species.

The inference is based on the homology mapping from PANTHER. Briefly, reactions for which all involved PhysicalEntities (in input, output and catalyst) have a mapped orthologue/paralogue (for complexes at least 75% of components must have a mapping) are inferred to the other species. High level events are also inferred for these events to allow for easier navigation.

[More details and caveats of the event inference in Reactome.](#) For details on PANTHER see also: <http://www.pantherdb.org/about.jsp>

Preceded by: [Dimerization of DAP12](#)

Interaction of SIGLEC14/15/16 and DAP12 ↗

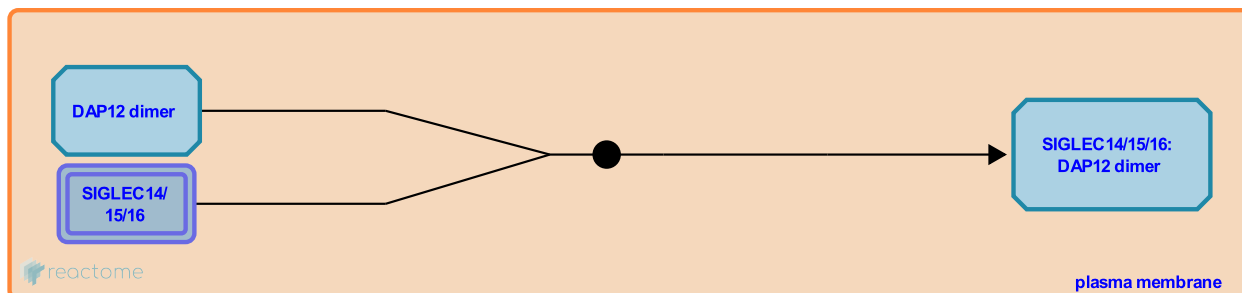
Location: [DAP12 interactions](#)

Stable identifier: R-RNO-2172123

Type: binding

Compartments: plasma membrane

Inferred from: [Interaction of SIGLEC14/15/16 and DAP12 \(Homo sapiens\)](#)



This event has been computationally inferred from an event that has been demonstrated in another species.

The inference is based on the homology mapping from PANTHER. Briefly, reactions for which all involved PhysicalEntities (in input, output and catalyst) have a mapped orthologue/paralogue (for complexes at least 75% of components must have a mapping) are inferred to the other species. High level events are also inferred for these events to allow for easier navigation.

[More details and caveats of the event inference in Reactome.](#) For details on PANTHER see also: <http://www.pantherdb.org/about.jsp>

Preceded by: [Dimerization of DAP12](#)

Interaction of DAP12 and IREM2 [↗](#)

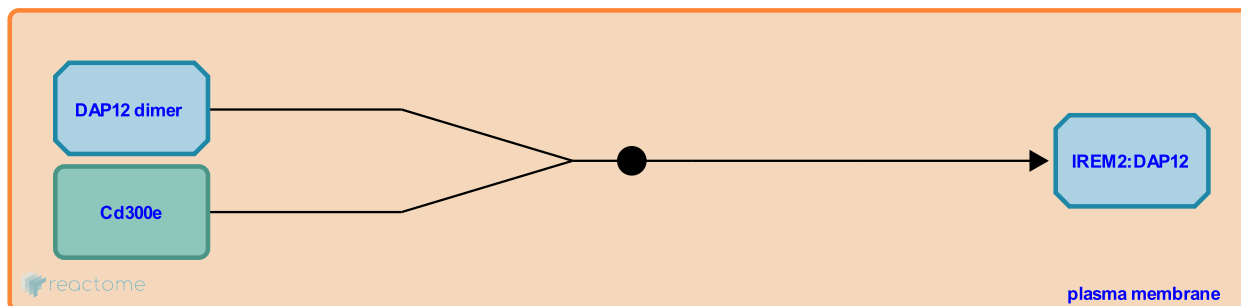
Location: [DAP12 interactions](#)

Stable identifier: R-RNO-2426569

Type: binding

Compartments: plasma membrane

Inferred from: [Interaction of DAP12 and IREM2 \(Homo sapiens\)](#)



This event has been computationally inferred from an event that has been demonstrated in another species.

The inference is based on the homology mapping from PANTHER. Briefly, reactions for which all involved PhysicalEntities (in input, output and catalyst) have a mapped orthologue/paralogue (for complexes at least 75% of components must have a mapping) are inferred to the other species. High level events are also inferred for these events to allow for easier navigation.

[More details and caveats of the event inference in Reactome.](#) For details on PANTHER see also: <http://www.pantherdb.org/about.jsp>

Preceded by: [Dimerization of DAP12](#)

Interaction of DAP12 and CLM7 [↗](#)

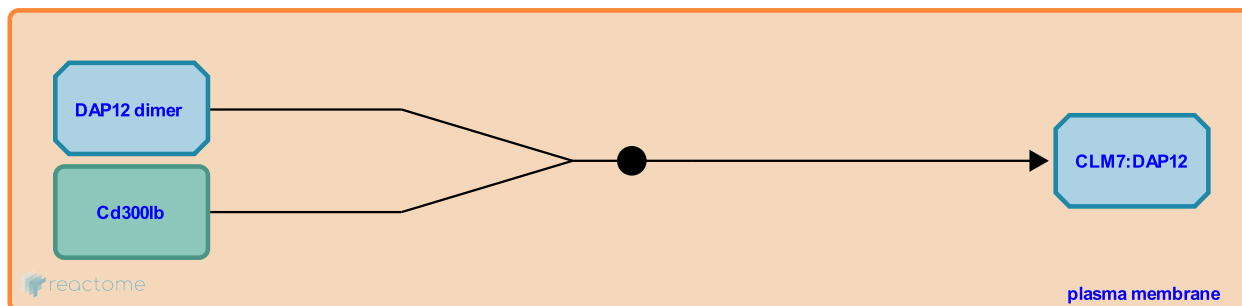
Location: [DAP12 interactions](#)

Stable identifier: R-RNO-2426566

Type: binding

Compartments: plasma membrane

Inferred from: [Interaction of DAP12 and CLM7 \(Homo sapiens\)](#)



This event has been computationally inferred from an event that has been demonstrated in another species.

The inference is based on the homology mapping from PANTHER. Briefly, reactions for which all involved PhysicalEntities (in input, output and catalyst) have a mapped orthologue/paralogue (for complexes at least 75% of components must have a mapping) are inferred to the other species. High level events are also inferred for these events to allow for easier navigation.

[More details and caveats of the event inference in Reactome.](#) For details on PANTHER see also: <http://www.pantherdb.org/about.jsp>

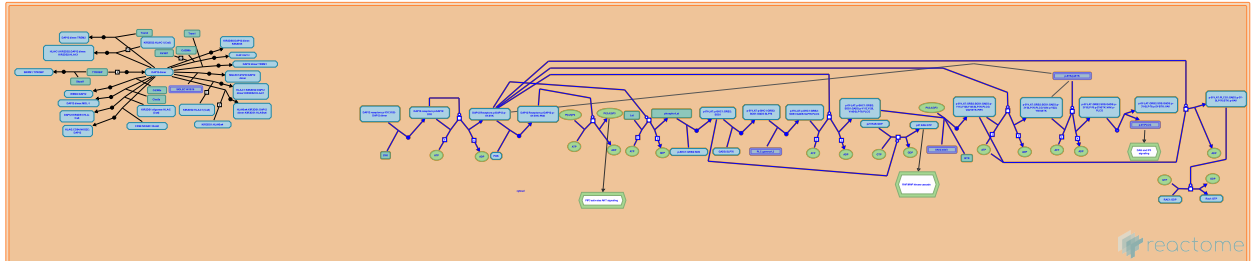
Preceded by: [Dimerization of DAP12](#)

DAP12 signaling ↗

Location: [DAP12 interactions](#)

Stable identifier: R-RNO-2424491

Inferred from: [DAP12 signaling \(Homo sapiens\)](#)



This event has been computationally inferred from an event that has been demonstrated in another species.

The inference is based on the homology mapping from PANTHER. Briefly, reactions for which all involved PhysicalEntities (in input, output and catalyst) have a mapped orthologue/paralogue (for complexes at least 75% of components must have a mapping) are inferred to the other species. High level events are also inferred for these events to allow for easier navigation.

[More details and caveats of the event inference in Reactome.](#) For details on PANTHER see also: <http://www.pantherdb.org/about.jsp>

Table of Contents

Introduction	1
☰ DAP12 interactions	2
↳ Dimerization of DAP12	3
↳ Interaction of DAP12 and KIR2DS1	4
↳ Interaction of DAP12 and KIR2DS2	5
↳ Interaction of DAP12 and KIR2DS4	6
↳ Interaction of DAP12 and KIR2DS5	7
↳ Interaction of DAP12 and KIR3DS1	8
↳ Interaction of DAP12 and MDL-1	9
↳ DAP12 interacts with NKG2C	10
↳ SIRP beta binds TYROBP	11
↳ Interaction of DAP12 and TREM1	12
↳ Interaction of DAP12 and TREM2	13
↳ Interaction of SIGLEC14/15/16 and DAP12	14
↳ Interaction of DAP12 and IREM2	15
↳ Interaction of DAP12 and CLM7	16
☰ DAP12 signaling	17
Table of Contents	18