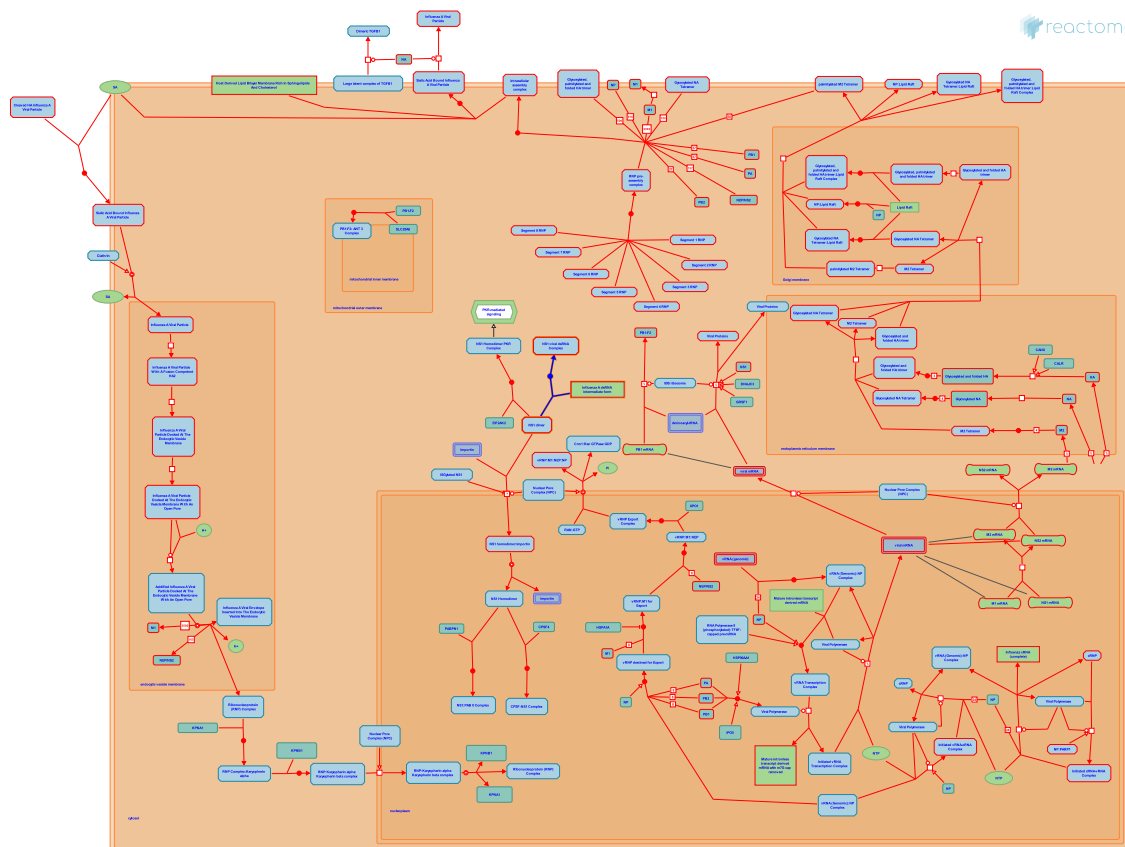


Inhibition of Interferon Synthesis



Gale M, Jr., Gillespie, ME.

European Bioinformatics Institute, New York University Langone Medical Center, Ontario Institute for Cancer Research, Oregon Health and Science University.

The contents of this document may be freely copied and distributed in any media, provided the authors, plus the institutions, are credited, as stated under the terms of [Creative Commons Attribution 4.0 International \(CC BY 4.0\) License](https://creativecommons.org/licenses/by/4.0/). For more information see our [license](https://reactome.org/About-Reactome/Reactome-License).

This is just an excerpt of a full-length report for this pathway. To access the complete report, please download it at the [Reactome Textbook](https://reactome.org/About-Reactome/Reactome-Textbook).

21/05/2024

Introduction

Reactome is open-source, open access, manually curated and peer-reviewed pathway database. Pathway annotations are authored by expert biologists, in collaboration with Reactome editorial staff and cross-referenced to many bioinformatics databases. A system of evidence tracking ensures that all assertions are backed up by the primary literature. Reactome is used by clinicians, geneticists, genomics researchers, and molecular biologists to interpret the results of high-throughput experimental studies, by bioinformaticians seeking to develop novel algorithms for mining knowledge from genomic studies, and by systems biologists building predictive models of normal and disease variant pathways.

The development of Reactome is supported by grants from the US National Institutes of Health (P41 HG003751), University of Toronto (CFREF Medicine by Design), European Union (EU STRP, EMI-CD), and the European Molecular Biology Laboratory (EBI Industry program).

Literature references

Fabregat, A., Sidiropoulos, K., Viteri, G., Forner, O., Marin-Garcia, P., Arnau, V. et al. (2017). Reactome pathway analysis: a high-performance in-memory approach. *BMC bioinformatics*, 18, 142. [↗](#)

Sidiropoulos, K., Viteri, G., Sevilla, C., Jupe, S., Webber, M., Orlic-Milacic, M. et al. (2017). Reactome enhanced pathway visualization. *Bioinformatics*, 33, 3461-3467. [↗](#)

Fabregat, A., Jupe, S., Matthews, L., Sidiropoulos, K., Gillespie, M., Garapati, P. et al. (2018). The Reactome Pathway Knowledgebase. *Nucleic Acids Res*, 46, D649-D655. [↗](#)

Fabregat, A., Korninger, F., Viteri, G., Sidiropoulos, K., Marin-Garcia, P., Ping, P. et al. (2018). Reactome graph database: Efficient access to complex pathway data. *PLoS computational biology*, 14, e1005968. [↗](#)

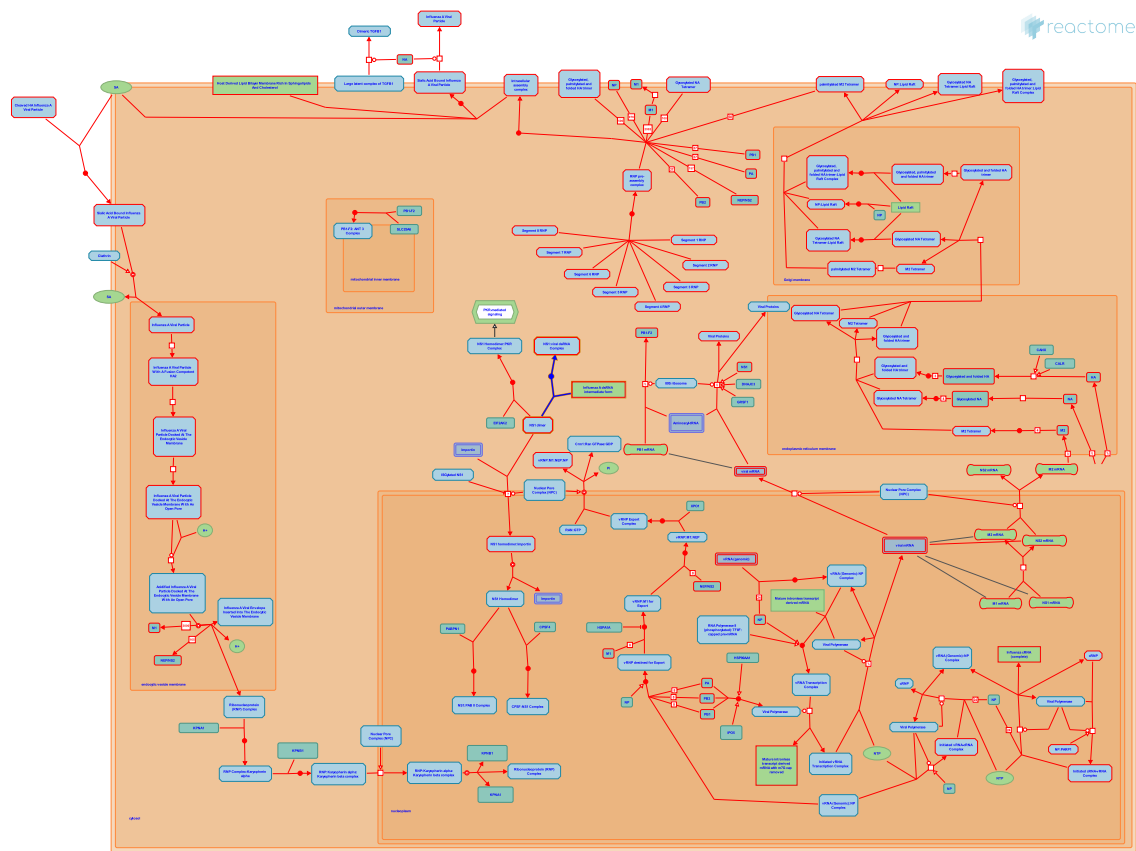
Reactome database release: 88

This document contains 2 pathways ([see Table of Contents](#))

Inhibition of Interferon Synthesis ↗

Stable identifier: R-HSA-168305

Diseases: influenza



Interferon Synthesis is inhibited.

Editions

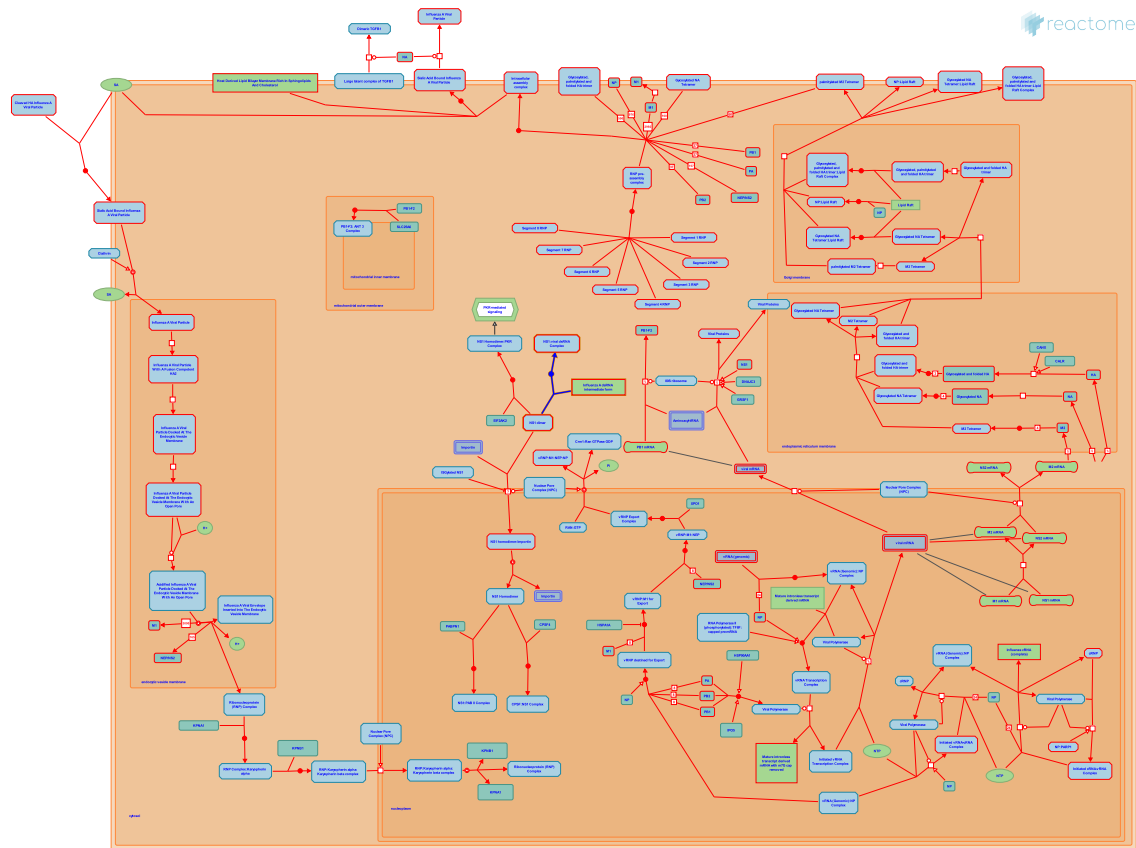
2004-05-12	Reviewed	Gale M, Jr.
2013-11-18	Authored, Edited	Gillespie, ME.

Inhibition of IFN-beta

Location: Inhibition of Interferon Synthesis

Stable identifier: R-HSA-168888

Diseases: influenza



Since the presence of intracellular dsRNA serves as the signal for virus infection and triggers host interferon (IFN) synthesis the simplest model for viral NS1 protein function is that it sequesters dsRNA and thus prevents the downstream signaling required to activate IRF-3, NF-kB and AP-1. These findings are strongly supported by mutational analyses of NS1 that indicate that the IFN antagonist properties of NS1 depend on its ability to bind dsRNA. However, a compensatory mutation (S42G), which was acquired during the passaging of the mutant RNA-binding virus, results in partial restoration of wild-type phenotype but does not restore RNA binding. This indicates that the ability of NS1 to inhibit IFN synthesis is not solely dependent on dsRNA binding and that additional mechanisms may be involved.

Literature references

Garcia-Sastre, A., Donelan, NR., Basler, CF. (2003). A recombinant influenza A virus expressing an RNA-binding-defective NS1 protein induces high levels of beta interferon and is attenuated in mice. *J Virol*, 77, 13257-66.

Editions

2004-05-12	Reviewed	Gale M, Jr.
2013-11-18	Authored	Gillespie, ME.

Table of Contents

Introduction	1
 Inhibition of Interferon Synthesis	2
 Inhibition of IFN-beta	3
Table of Contents	4